

PAVERS

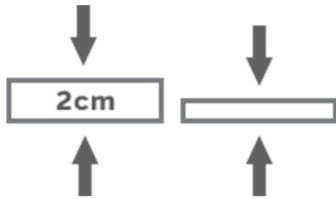
Question: What is the difference between pavers and porcelain tile?

- Designed specifically for the outdoors (slip, chemical, mold and mildew resistant)
- Twice as thick as typical porcelain tiles
- They are strong

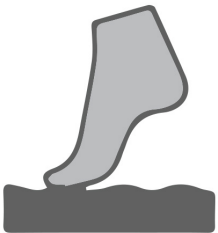
 **Watch strength tests on pavers vs. porcelain tile**



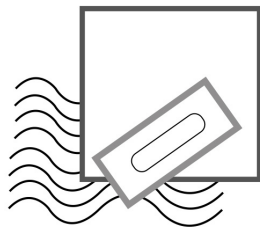
WEATHER-RESISTANT



THICKER & MORE DURABLE



SLIP-RESISTANT TEXTURE



MULTIPLE INSTALLATION OPTIONS

Dry Installation On Grass



Dry Installation On Gravel



Dry Installation on Sand



Typical Installation on a Compact Gravel and Sand Bed



Traditional Mortar Installation on Concrete



More detailed instructions can be found at

THE TILEIST

Final Thoughts

Our porcelain paver lines can be one of our biggest growth opportunities. For most new projects, this opportunity lies in the landscape section of the drawings. Landscape contractors, historically, have not looked at porcelain as an option for exterior applications. They typically choose concrete, concrete pavers and stone pavers. Our pavers provide superior and long-lasting performance compared to those options.

FREQUENTLY ASKED QUESTIONS

- 1. Can these be used in a driveway?**
Yes. A mortar installation is suggested.
- 2. Will the salt and ice prevention harm this material?**
No.
- 3. Can I use a heating system under this tile?**
Yes.
- 4. Is it slippery?**
No. This material is designed specifically for pool decks and exterior walkways.